




Doppler  
www.  
doppler.gr



Doppler  
Moving  
with options

Cabin model

**Cargo and Car**  
For high demands, only.  
Functional durability  
that withstands the  
heaviest of challenges



CABIN MODEL	CARGO AND CAR
FROM	FOUNDATIONAL LINE
IDENTITY	2mm COLD ROLLED STEEL SHEETS THICKNESS POWDER OR LIQUID PAINTED 0.7mm STAINLESS STEEL THICKNESS 1.25mm GALVANIZED METAL THICKNESS DOUBLE CAR-OPERATING PANELS CAR POSITION INDICATORS BUMPER RAILS ON ALL SIDES EXTERNAL TRAFFIC INDICATORS REMOTE CALL
STAND-OUT FACTOR	DAMAGE-RESISTANT HEAVY-LIFTING FUNCTIONALITY
CUSTOMIZATION OPTIONS	POWDER OR LIQUID PAINTED STEEL SHEET GALVANIZED STEEL SHEET BRUSHED STAINLESS STEEL
PERIPHERALS	STEEL OR STAINLESS STEEL CORNERS SKIRTING
CONFORMITY	EN 81-20/50



WALLS STEEL W5.6 7035 LIGHT GREY PERIPHERALS CORNERS & SKIRTING W5.6 7035 LIGHT GREY / BUMPER RAIL A6.1 RUBBER / FLOOR F1.1 ALLUMINUM DIAMOND CHEQUERED PLATE

CABIN MODEL:  
CARGO AND CAR


SIDE WALLS/ PERIPHERALS:  
W5 POWDER COATING

SIDE WALLS/ PERIPHERALS:  
W4 STAINLESS STEEL



W5.5  
7032 PEBBLE GREY

W5.6  
7035 LIGHT GREY



W4.1  
SATIN/HL/SB/N4




W5.7  
7042 TRAFFIC GREY


W5.8  
9016 TRAFFIC WHITE

CABIN MODEL:  
CARGO AND CAR


PERIPHERALS: A6 BUMPER RAILS



A6.1  
RUBBER



A6.2  
STAINLESS STEEL



A6.3  
WOODEN

ONLINE CABIN DESIGNER

ENTER OUR DIGITAL TRANSIT PORT  
AND EXPERIENCE THE DESIGN  
ON A DIFFERENT LEVEL.



BESPOKE AND FINE LIFT  
DESIGN STARTS HERE,  
WITH US. GET IN TOUCH.

HEADQUARTERS & FACTORY

POLYKASTRO  
INDUSTRIAL PARK  
61200 GREECE

+30 23430 54000 (T)  
INFO@DOPPLER.GR (E)

THESSALONIKI OFFICE & SHOWROOM

5 GIALOPSOU EKTOROS ST.  
56224 EVOSMOS  
THESSALONIKI GREECE

+30 23160 10605 (T)

ATHENS BRANCH

12 LASSANI ST.  
12132 PERISTERI  
ATHENS GREECE

+30 210 341 6210 (T)  
INFOATH@DOPPLER.GR (E)

WWW.DOPPLER.GR (W)